

DELHI PUBLIC SCHOOL, MATHURA ROAD

JUNIOR SCHOOL

CLASSES (I-V)

NEWSLETTER - SEPTEMBER'2019

CELEBRATING INDIA'S RICH

CULTURAL LEGACY.....

Dear Parents,

***"OUR CULTURE, OUR TRADITIONS, OUR LANGUAGES ARE THE FOUNDATION
UPON WHICH WE BUILD OUR IDENTITY....."***

To familiarize the children with the customs, values, beliefs, and lifestyles that we have inherited from past generations the "Primary Wing" will be organizing "The Heritage Week" from 24th to 26th September'2019.

During this week a series of cultural and educational programmes will be carried to portray the history of our great nation. Children will pay homage and tribute to the treasured stars of our nation through dance, song, speeches and poetry recitation-giving a message to preserve our "cultural heritage", because it keeps our integrity as a nation.

We appreciate your support as we work together to make each occasion memorable for our students.

(Ranjana Dean)
Headmistress

ACTIVITY SCHEDULE - SEPTEMBER 2019

	Class	Activity Description SWACHHATA PAKHWADA	Materials Required	Learning Outcomes
2.9.19	I-V	<u>SWACHHATA SHAPATH DAY</u> Students to take Oath to keep their surroundings clean and promise to take up one activity for personal/school/community/home cleanliness. Teachers to create awareness about the cleanliness and sanitation.	oath	To be able to understand the need of cleanliness in our life.
3.9.19	I-V	<u>SWACHHATA AWARENESS DAY</u> Teachers to talk about segregation of waste and significance of Blue and Green dustbin. Video on segregation of waste will be shown to students	Old card box, green and blue color sheets, glue and colors	To be able to understand the need for segregation of waste material.
6.9.19	I-V	<u>GREEN SCHOOL DRIVE</u> Students will be encouraged to plant more saplings in school and around their house.	Saplings, videos will be uploaded	.
6.9.19	I -V	<u>HAND WASH DAY</u> Students will be shown video on steps to wash hands properly. They will also bring hand sanitizers/liquid soap to school everyday.	Hand sanitizer/liquid soap	To be able to understand the importance of following healthy habits and keeping ourselves clean
6.9.19	V	<u>LETTER WRITING DAY</u> Students will write letter to their parents sharing their concerns about the environment and how they can contribute in maintaining its cleanliness.	A4 size sheet	Children will brainstorm as to how they can contribute towards the betterment of their community and this country.
4.9.19	1-V	<u>TEACHERS' DAY CELEBRATION</u> The students would thank teachers for their continuous efforts and guidance.		To appreciate and value each other

	I,II	<p><u>EXPRESSING GRATITUDE</u></p> <p>Children will express gratitude to their teachers by making a Thank you card for their teacher.</p>	_____	Children will imbibe the value of being thankful .
	III,IV	<p><u>ENACTMENT-“I AM A TEACHER”</u></p> <p>Act like your teacher. Children will not only act but speak/teach like their teacher. They will say a few dialogues too.</p>	_____	Children will understand things from a teacher’s perspective. They will develop observation and thinking skills
	V	<p><u>DRESS UP AND TEACH LIKE YOUR TEACHER</u></p> <p>Children will dress up like their teacher .Children will be divided into groups and allotted subjects beforehand only. So they will come prepared accordingly. On teacher’s day each child will be given 5 min to teach in the class.</p>	_____	This activity will give an opportunity to the children to think from an adult’s perspective .To be able to teach any concept they will prepare in advance which will help them in understanding it better. Also it will add a fun element .

Date and Month	Grade	Activity Description	Materials Required	Learning Outcome
9-09-19		<p><u>INTERNATIONAL LITERACY DAY-8/9/19</u> 8 September was declared international literacy day by UNESCO on 26 October 1966 at 14th session of UNESCO's General conference. It was celebrated for the first time in 1967. Its aim is to highlight the importance of literacy to individuals, communities and societies. Celebrations take place in several countries.</p> <p><u>DEAR TIME-</u> Drop everything and read for 20 minutes. DEAR TIME will be carried out in all the classes. Children will be asked to bring their favourite books, novels etc...They will exchange and read in the class.</p> <p><u>BOOK DONATION –</u> Children will be encouraged to donate their old books(which they no longer read)to the ayah didis of the school for their children.</p>	Videos will be uploaded	
	I,II	<p><u>MY FAVOURITE BOOK</u> Children will make bookmarks on which they will write why they love to read a particular book and why is it their favourite.</p>	Paper cutout for bookmark,sketch pens,colours.	Children will develop interest towards reading different books.
	III	<p><u>MY FAVOURITE CHARACTER</u> Children will come dressed up as their favourite character to make reading a</p>	_____	Children will develop interest towards reading different books.

		rewarding and enriching experience. They will also talk about the character in the class..like why do they like that character ? etc...		
	v	TUTOR AN ADULT- Children will be encouraged to teach an illiterate person near/in their homes like maids/sweepers etc. They will share their experiences after a week's time in the class.	_____	Children will develop a sense of responsibility towards eradicating illiteracy.
<u>24th SEP- 1st OCT,2019</u> Gandhi Jayanti is a national festival celebrated in India to mark the occasion of the birthday of Mohandas Karamchand Gandhi. It is celebrated on 2nd October. It is one of the three National Holidays in India. The United Nations General Assembly announced on 15 June 2007 that it adopted a resolution which declared that 2 October will be celebrated as the <i>International Day of Non-Violence</i> .	I	<u>150th Birth anniversary of Mahatma Gandhi</u> One week intensive activities on the life and values of Mahatma Gandhi will be organized in the school.		
23-9-19	I -V	Bhajan and Prayers-Children will sing Vaishnav jan ki	Bhajan will be uploaded	Children will develop love and respect for Gandhiji's ideals

24-9-19	II	Dance-Children will dance on Raghupati Raghav Raja Ram	Video will be uploaded	Children will develop love and respect for Gandhiji's ideals
25-9-19	I-V	<u>CLEANLINESS DRIVE</u> Children will clean their classrooms	Scrub,duster	Children will understand that in a clean environment only we can progress and prosper as a nation.
26-9-19	IV	<u>GANDHI KATHA KATHAN-</u> Children will tell one story from the childhood days of Gandhiji.	_____	Children will become aware of the life of Gandhiji and his principles.
27-9-19	V	<u>SLOGAN WRITING</u> on Gandhiji	Chart paper,sketch pens,colours	Children will become aware of the life of Gandhiji and his principles.
28-9-19	III	<u>PAINTING/DRAWING</u> on the subject-"Gandhiji ke teen Bandar". They will be displayed in the classes.	Drawing sheet	Children will become aware of the life of Gandhiji and his principles
30-9-19	I-V	<u>FILM SCREENING</u> on the life of Gandhiji	Film will be uploaded	Children will learn from the life of a great person.
1-10-19	I to V	<u>QUIZ COMPETITION</u> based on the topic- Mahatma Gandhi and Freedom struggle.	Quiz will be uploaded	Children will gain knowledge in the form of facts about Gandhiji.

<u>24-09-19</u> to <u>27-09-19</u>		<u>HERITAGE WEEK</u> <u>CELEBRATION</u> India is a kaleidoscope of cultures with umpteen variation in		
---	--	---	--	--

		<p>food, clothing and shelter. One cannot seize to believe that what India would be without it. Festivals and rituals are imbibed to make our society's culture. Our country's history makes us proud to be an Indian. Celebrations mark the happiness and joys of festivals. Through the Heritage week festivities, we express our love for music and dance through an array of performances. The youth today is yet to see and appreciate our cultural diversity and pay homage to those who help establish peace and harmony in our country.</p>		
	I	<p>The performances by children will celebrate and pay tribute to the bravery and undying spirit of our soldiers and freedom fighters. Four sections from grade -1 (A,D, E & G) will give elaborate choir performances on patriotic themes whereas, the other four (B, C, F & H) will</p>	<p>_____</p>	<p>Students will develop love for their country.</p>

		overwhelm us with their folk dance presentations.		
	II	Students will present a cultural programme on the division of our country on the basis of language family though dances, songs, speeches covering some states like Kerala, Ladakh, Assam and Gujarat. Small glimpses of their traditions, languages, clothes, customs, lifestyle etc will be shown with an aim to bridge the gap between generations in both language and culture.	_____	Students will develop love for the cultural heritage of their country.
	III	The students will showcase the traditional dances, music and food of the states of Punjab, Rajasthan, West Bengal and Maharashtra through a musical dance drama.	_____	Students will get an exposure to the local dialect, costumes, popular festivals celebrated and another prominent facts of the states.
27-09-19	I to V	<u>TASTE OF INDIA (FOOD STALLS)</u> Food stalls from various states of India will be put up. Children of all classes will taste as well as get to know different varieties of food in India.	_____	Children will not only know but taste food items from different parts of India. This will give them an exposure to the rich heritage of India.

Date and Month	Grade	Activity Description	Material Required	Learning Outcome
<u>27-09-19</u>		<u>WORLD TOURISM DAY -27-09-19</u> <u>India has been chosen as the host country to celebrate World Tourism Day 2019 on the theme 'Tourism and Jobs: A better future for all'.</u> Celebrated every September 27 around the world, the purpose of World Tourism Day is to foster awareness among the international	Videos will be uploaded	

		community on the importance of tourism and its social, cultural, political and economic value. The event seeks to address global challenges outlined in the United Nations Millennium Development Goals (MDGs) and highlight the contribution the tourism sector can make in reaching these goals.		
	I	<u>I LOVE MY COUNTRY</u> Children will be divided into different groups based on different parts of India. They will come dressed up and talk about the different cities and states focussing on Tourism, culture, food and special attraction of that place etc.	_____	Children will develop love and respect for their country
	II and III	<u>MY FAVOURITE TOURIST DESTINATION IN INDIA</u> Children will talk about different tourist destinations in India, their special attractions. They will mark the same on the map of India.	Map of India (physical)	Children's knowledge ,love and respect about their country will be enhanced.
	IV and V	<u>PRESENTATION</u> Classes will be divided into 4 to 5 groups. Each group will prepare a short presentation on each part of the globe. The focus will be on tourism, culture , food and special attractions of some places in that part. Children will give ideas as to how India can host this international event at a large scale. They will research beforehand and present on the day of the activity.	_____	Children's knowledge ,love and respect about not just their own country but the world their will be enhanced.

Date and Month	Grade	Activity Description	Material Required	Learning Outcome
<u>30-09-19</u>		<p><u>U.N INTERNATIONAL DAY OF PEACE (21st Sep)</u> The International Day of Peace ("Peace Day") is observed around the world each year on 21 September. Established in 1981 by unanimous United Nations resolution, Peace Day provides a globally shared date for all humanity to commit to Peace above all differences and to contribute to building a Culture of Peace. This year is particularly significant: It is the 20th Anniversary of the UN Resolution on the Programme of Action on a Culture of Peace. 2019 Theme: "Climate Action for Peace"</p> <div data-bbox="435 863 789 1163" data-label="Image"> </div> <div data-bbox="646 1184 976 1444" data-label="Image"> </div> <p><u>PEACE WAVE IN DPS MR</u> SILENCE/MOMENT OF PEACE The entire junior school will observe silence at 12 noon resulting in "Peace wave".</p>		
	I and II	<p><u>CUPCAKE CASE DOVE</u> Children will make dove-the symbol of peace using cupcake cases. The instructions will be given to them.</p>	The instructions will be uploaded on	The creativity, motor skills will improve. Also children will understand the

			smartboard 1)2 white cupcake cases 2)blue card 3)scrap of yellow paper 4)glue	importance of peace in this world.
	III,IV	<u>THE PEACE CRANE PROJECT</u> The students will fold an origami sheet to make a crane, write a message of peace on its wings, then exchange it with other students. Children will also be encouraged to join this program online through the following link. https://www.peacecraneproject.org	Square paper(white),sketch pens,pencil Instructions will be uploaded on smartboard.	The Project builds friendships, strengthens hand-eye coordination and writing skills, teaches Geography, exposes students to new languages and cultures and empowers students to make a difference
	V	<u>POETRY SLAM</u> Children will sit in groups and write poetry on the theme of peace. A worksheet will be provide to the children.	worksheet	Creativity, imagination and communication skills will improve.



You will need:

- 2 white cupcake cases
- Blue card
- Scrap of yellow paper
- Glue

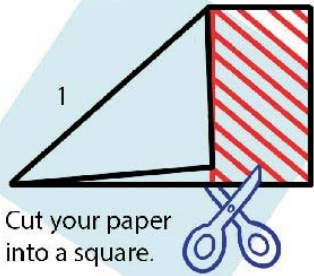
Instructions:

- Flatten one of the cupcake cases and cut in half.
- Glue one half to the blue card to form the dove's body.
- Cut a piece of the fluted part of the cupcake case from the remaining half and glue to the body to form the tail.
- Flatten the second cupcake case and cut in half. Glue both pieces on to form the wings.
- Cut a beak from yellow paper and stick on.
- Finish by drawing on an eye.

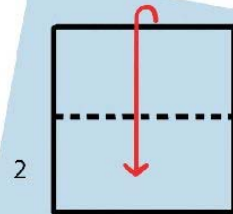


HOW TO MAKE A PEACE DOVE

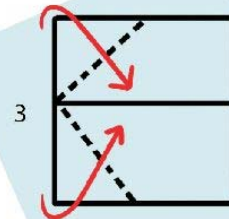
You will need paper, scissors, and markers, pens, or pencils.



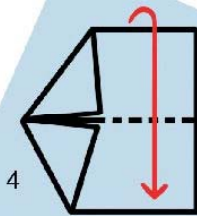
1
Cut your paper into a square.



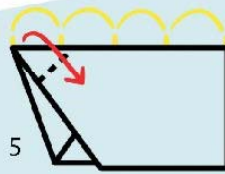
2
Fold. Unfold.



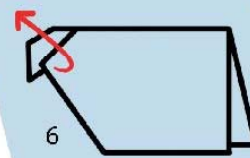
3
Fold to center line.



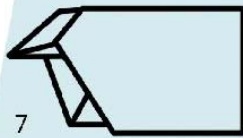
4
Fold in half.



5
Fold down 1/4 of top edge.



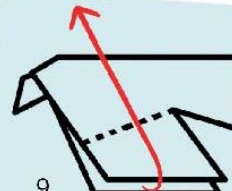
6
Fold back up to make neck.



7
Fold back down to make head.



8
Cut to make wing and tail.



9
Fold wings up.



Write and draw words and pictures of peace on your Peace Dove.
Share it with the world! Join the Peace Crane Exchange List:

PeaceCraneProject.org

© 2019 Armed with the Arts Inc. All rights reserved