

Delhi Public School, Mathura Road  
Primary Wing  
Newsletter – September 2023

**Dear Parent,**

**As we delve into the month of September, we have activities lined up as we celebrate some significant occasions. We have a special assembly planned to honour educators on the occasion of Teachers' Day. The students of class I will be leading the assembly, showcasing their gratitude and respect for their mentors. Furthermore, we are pleased to announce class activities on the occasion Janmashtami. Students from class I will be presenting a mesmerising portrayal. We wish our students the very best as they approach their upcoming Mid-Term exams. Their hard work and dedication will surely lead to success.**



**Warm regards,  
Manisha Varma  
Headmistress**


**1 September 2023 – Class assembly prepared and presented by students of classes I-A and I-B on the topic – Teacher's Our Gurus (in classrooms)**


**Special assembly on the occasion of Teachers' Day prepared and presented by students and teachers of class I.**

**15 September 2023 – Class assembly prepared by classes I-E and I-F on the occasion of Janmashtami.**


**ACTIVITIES FOR THE MONTH OF SEPTEMBER 2023**

Day	Class	Activity description	Materials Required	Learning outcomes
4 September to 8 September	I to V	<p>Design a healthy plate having fruits, vegetables, <b>millets</b>, the power food and dairy products.</p> 	<p><u>Activity</u> Classes 1 and 2 -</p> <p>*Colourful A- 4 sheet *Colours</p> <p>Classes 3,4 and 5 –</p> <p>*Activity notebook</p>	<p>Nutrition is at the centre of our daily life. The importance and role of healthy diet in the human body will be emphasized.</p> <p><b>The students will be encouraged to add millets in their diet.</b></p>
5 September	I, II	<p><u>Teacher’s Day Activity : Thank you card making</u></p> <p>Dress up like your favourite teacher and make a thank you card for her or him.</p> 	<p><u>Activity</u> Classes 1 and 2 -</p> <p>*Colourful A- 4 sheet *Colours * Decoration material</p>	<p>Expression of gratitude for the efforts put in teachers by presenting her or him with a thank you card</p>
	III to V	<p><u>Write a Thoughtful Letter To Your Teacher</u></p> <p>Writing a heartfelt letter will never go out of fashion. Encourage the students to write down what they think about their teacher in their activity notebook and ask them to show it to their teacher on Teachers’ Day. An honest, appreciative letter is a treasure his teacher will forever beam at!</p>	<p>Classes 3,4 and 5 –</p> <p>*Activity notebook</p>	<p>A child can write a series of letters to all his favourite teachers and make this entire week dedicated to his/her gurus!</p>
11 September	I to V	<p>Swachhata Shapath for all classes will be organized in the Homeroom Period.</p>		<p>The teachers will encourage the students to participate in the activities during the Swachhata Pakhwada . The focus will be on creating awareness and</p>
12 September	I to V	<p>Teachers to discuss in class and highlight the importance of cleanliness &amp; sanitation and importance of hand-washing. sanitation in school as well as home.</p>		

	I and II	The students will draw a picture on the <u>topic:- How to keep our environment clean</u> in the Homeroom period.	<u>Activity</u> Classes 1 and 2 -  *Colourful A- 4 sheet *Colours	highlighting the importance of cleanliness & sanitation as well as hand-washing and inspire them to continue with the good practices for hygiene and sanitation in school.
	III, IV and V	The teachers will conduct <u>slogan writing activity on the topic:- Cleanliness</u> in the Homeroom period.  Teachers and students will talk about Pakhwada among family members and neighbours in nearby areas.	Classes 3,4 and 5 – *Activity notebook	
14 September	I and II	HINDI DIWAS  <b>CLASS1</b> : The teacher will show some pictures on smart board and the students will describe the pictures in their own words in Hindi.(Picture Description) <b>CLASS 2</b> : Poem recitation in Hindi will be done in class in the homeroom period.	<u>Activity</u> Classes 1 and 2 -  *Talk in class (class 1) *Poem Recitation (class 2)	Hindi Diwas, celebrated on September 14 every year, aims to raise awareness about the language and also commemorate the event when it was adopted as one of the <u>official languages</u> of India.
	III, IV V (Mid term Exams)			
18 to 22 September	I and II	21st September: International Day of Peace (UN)  The students will make <u>ambassadors of peace</u> badges. They will talk about peace and non-violence. They will also discuss about how they will promote peace in their classrooms.	<u>Activity</u> Classes 1 and 2 -  *Circular cut out (diameter is 10cm) *Colours	After discussing peace with the students, teacher will get them to brainstorm on the topic and commit themselves to peace.
	III, IV and V	The teachers will discuss about the importance of peace and then the students will present on the topic- <u>peace</u> in groups of 5 in the class.	Classes 3,4 and 5 –  *Activity notebook	
25 to 29 September	I and II	25 September: Antyodaya Diwas  The teacher will show pictures of late Pandit Deendayal Upadhyaya and talk about him and then she will discuss about his biography. The students will write factual information about him on an A- 4 sheet.	<u>Activity</u> Classes 1 and 2 -  * A- 4 sheet *Colours	One of the special days in September 2023 is Antyodaya Diwas, and the day is celebrated every year in India. This day was given its national prominence when Prime Minister

	<b>III, IV and V</b>	 <p>The teacher will show the pictures of late Pandit Deendayal Upadhyaya and discuss his biography in the class and the students will write factual information about him. The teacher will also talk about the word <u>Antyodaya</u> which means uplifting the poorest of the poor and this day is observed with the aim to reach out and help the last person in society .</p>	<b>Classes 3,4 and 5 –</b>  <b>*Activity notebook</b>	<b>Narendra Modi, 2014, dedicated it to the late Pandit Deendayal Upadhyaya's birth anniversary.</b>
--	--------------------------	--	---	--

EECC ACTIVITIES-SEPTEMBER, 2023

Date	Class	Activity	Material Required	Learning Outcomes
11 to 15 September	I-V	<p><b><u>World Cleanup Day-16<sup>th</sup> September,23.</u></b></p> <p>World Cleanup Day is an annual global <b>social action</b> program aimed at combating the global solid waste problem, including the problem of <b>marine debris</b>. It is coordinated by the global organization. The headquarters is located in <b>Tallinn, Estonia</b>. <b>Tallinn is the capital of Estonia. It is on the north-eastern coast of Estonia and borders the Gulf of Finland. The city is next to many lakes.</b></p> <p>World Cleanup Day includes <b>litter cleanup</b> and waste mapping activities spanning every time zone.</p>		Children will become aware about the need, importance and ways to keep their school, home and neighbourhood clean.
11 to 15 September	I-V	<p>A PPT about keeping the school and our surroundings clean will be shown to students through which the activity teacher will discuss the same with the children.</p> <p>Then the children will write at least 5 ways to keep their school and neighbourhood clean in their activity notebooks.</p> <p>Finally ,there will be a cleanliness drive in the classes and their respective corridors. They will be singing a cleanliness song also alongside.</p> <p>Each class will prepare 3 dustbins- Green-for biodegradable, organic and wet waste.</p> <p>Blue- for non-biodegradable but dry and recyclable waste.</p> <p>Red – medical waste-any hospital waste is any kind of waste containing infectious materials generated during the treatment of humans or animals as well as during research involving biologics.</p> <p>Also children will be encouraged to say “thank you” to all the didis who help in keeping the school clean.</p>	<p>(Class I and 2) <a href="https://www.youtube.com/watch?v=gPq7wzGEjqE">https://www.youtube.com/watch?v=gPq7wzGEjqE</a></p> <p>(Class 3,4 and 5) <a href="https://www.youtube.com/watch?v=ZJqSrtEFexw">https://www.youtube.com/watch?v=ZJqSrtEFexw</a></p> <p><u><a href="#">a dusting cloth</a></u></p> <p><a href="https://youtu.be/B98DjzRKR08?si=qnn5ZgA2Ef-kvQ-U">https://youtu.be/B98DjzRKR08?si=qnn5ZgA2Ef-kvQ-U</a></p>	