

*Delhi Public School, Mathura Road*

*Primary Wing*

*Newsletter for the Month of April'23*

*Dear Parents,*

*Welcome back to school! I hope our students had a well deserved break and are ready to start the new session with vigour. We have so many exciting things like field trips, special events and activities planned to keep the students engaged and motivated throughout the year, and I can't wait to share them with you! To kick-start the new session, we shall be conducting a Welcome Assembly on 13th April'23.*



*We believe in nurturing leadership qualities among our students, and as a part of this endeavour, the Primary Wing will be conducting the Investiture Ceremony on 21st April'23. This event will recognize our student leaders who will be designated with various responsibilities in the School Council. We are also proud to announce that our school will be recognizing the academic excellence of our students at the Scholar Badge Ceremony on 26th April'23. The students who have demonstrated exceptional performance in their academics will be awarded badges of excellence.*



*We're going to work hard, but we're also going to have a lot of fun along the way. I'm looking forward to an incredible year with all of you. Let's make it the one to remember!*

*Best wishes*


*Ranjana Dean  
Headmistress*

**ACTIVITIES FOR THE MONTH OF APRIL 2023**

<b><u>Day</u></b>	<b><u>Class</u></b>	<b><u>Activity description</u></b>	<b><u>Activity Description</u></b>	<b><u>Learning outcomes</u></b>
<b>3<sup>rd</sup> April 2023 to 6<sup>th</sup> April 2023</b>	<b>I to V</b>	<b>WORLD HEALTH DAY (7<sup>TH</sup> April ) ACTIVITY</b> 	<p>The teacher will talk about health and hygiene-related etiquette can also be a great way to teach your kids and have fun this World Health.</p> <p><b><u>Activity</u></b></p> <p><b>The children will make a poster and write a slogan in EVS notebook or A- 4 sheet in class in Home room period.</b>  <b>Theme- World Oral Health Day, Mouth Proud Challenge or Go Mouth Proud, etc.</b></p> <p>The teacher will conduct Online quiz on Tooth brush in class and ask simple questions.</p> <p><a href="https://www.medindia.net/medical-quiz/quiz-on-toothbrush.asp">https://www.medindia.net/medical-quiz/quiz-on-toothbrush.asp</a></p>	<p>On 7 April 2023 – World Health Day – the World Health Organization will observe its 75<sup>th</sup> birthday.</p>
<b>10<sup>th</sup> April 2023 to 15<sup>th</sup> April 2023</b>	<b>I to V</b>	<b>AMBEDKAR JAYANTI ACTIVITY</b>  <p>Dr. Bhimrao Ramji Ambedkar (14 April 1891 – 6 December 1956)</p>	<p>Materials required :-</p> <ol style="list-style-type: none"> <li>1) A-4 sheets</li> <li>2) crayons , pencil colours , sketch pens</li> </ol> <p><b>Write 5 facts about Dr.BR Ambedkar after watching a video in class on A-4 sheet.</b>  Video Link  <a href="https://youtu.be/at38cgu9nmQ">https://youtu.be/at38cgu9nmQ</a></p>	<p>B.R Ambedkar, also known as Babasaheb Ambedkar, was born on <b>14 April 1891</b> and every year this day is celebrated as Ambedkar Jayanti.</p>

<p><b>18<sup>th</sup> April 2023</b></p>	<p><b>I to V</b></p>	<p><b>WORLD HERITAGE DAY</b></p> 	<p>All teachers to talk about World Heritage Day in homeroom period and show the following video in class  <a href="https://youtu.be/edXpeT5IrpQ">https://youtu.be/edXpeT5IrpQ</a></p>	<p>World Heritage Day , also known as the International Day for Monuments and Sites, happens to be an international observance held throughout the world. The observance includes various activities like paying visits to the heritage sites and monuments, etc</p>
<p><b>24<sup>th</sup> April 2023 to 28<sup>th</sup> April 2023</b></p>	<p><b>I to V</b></p>	<p><b>DECORATE YOUR HAPPINESS BOX</b></p> 	<p><b>Materials Required</b></p> <ol style="list-style-type: none"> <li>1) Old shoe box or any box</li> <li>2) glitters , stickers</li> <li>3) Pictures of any 2 things which make you smile Ex:- photos of vacations, ice creams , etc</li> </ol>	<p>Let's create a box to store the memories</p>

## ENVIRONMENT CLUB ACTIVITIES-APRIL, 2023

Date	Class	Activity	Material Required	Learning Outcomes
22 <sup>nd</sup> April		<p><b>EARTH DAY</b></p> <p>Earth Day is an annual event on April 22 to demonstrate support for environmental protection. First held on April 22, 1970, it now includes a wide range of events coordinated globally by EARTHDAY.ORG</p>		<p>Children will become aware about the significance of celebrating the Earth Day and how they can contribute to saving the earth. They will also develop a sense of gratitude towards our planet.</p>
17 <sup>th</sup> -21 <sup>st</sup> April	I	<p>Children will be shown a YouTube video- <b>“How to take care of the environment”</b> After watching the video children will depict through drawings some important points that they remember.</p> <p><a href="https://www.youtube.com/watch?v=belXC_IoW4o">https://www.youtube.com/watch?v=belXC_IoW4o</a></p> <p>They will also sing a song which will be played on smartboard.</p> <p><a href="https://www.youtube.com/watch?v=zlnFk6d-8I4">https://www.youtube.com/watch?v=zlnFk6d-8I4</a></p>	<p>Drawing sheet, colours</p>	
	II-III	<p><b>Show and Tell</b></p> <p>Children will bring any object from home which they have reused. They will show and tell about the same in class.ie. how it is helping to save the Mother Earth.</p>	<p>An object which is being reused by the children</p>	

		<p>They will also sing a song on Earth Day.</p> <p><a href="https://www.youtube.com/watch?v=yfhyXx1kCz0">https://www.youtube.com/watch?v=yfhyXx1kCz0</a></p>		
	IV	<p><b>Nature Bazaar</b></p> <p>Children will be encouraged to bring any waste material from home and make a unique craft item of their choice. They will also display the same in their class.</p> <p>They will also sing a song on Earth Day.</p> <p><a href="https://www.youtube.com/watch?v=yfhyXx1kCz0">https://www.youtube.com/watch?v=yfhyXx1kCz0</a></p>	<p>Waste material from home eg wool, broken bangles, mugs and bottles not in use, colours/paints etc</p>	
	V	<p><b>What is Carbon Cycle</b>  <a href="https://www.youtube.com/watch?v=p3R-dB9K4ss">https://www.youtube.com/watch?v=p3R-dB9K4ss</a></p> <p><b>How to reduce Carbon Footprint</b>  <a href="https://www.youtube.com/watch?v=DKDq1RMHscQ">https://www.youtube.com/watch?v=DKDq1RMHscQ</a></p> <p>Children will be shown above videos to spread awareness about Carbon Footprint. Children will bring any one side used A4 size sheet with one foot printed on it. They can paint and print their own foot. On the same sheet they will write ways to reduce the Carbon Footprint on Earth.</p>	<p>A one side used A4 size sheet with a black foot print on it.</p>	